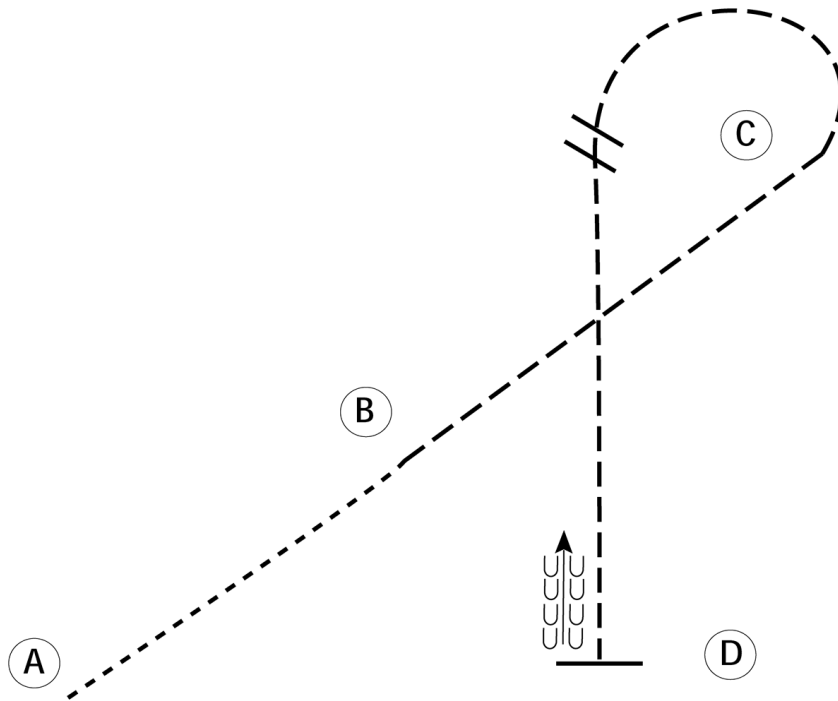


V.C. Vaqueros Open Show Series

All English W/T Horsemanship Patterns (All Ages)

Show Date: 04-13-2025



Be ready at A.

1. Walk from A to B.
2. Sitting trot from B to C.
3. At C, posting trot on the right diagonal.
4. At C, change diagonals.
5. Posting trot on the left diagonal to D.
6. Stop at D. Back approximately one horse length.
7. Follow the instructions of your ring steward.

Walk	-----
Trot	- - - - -
Extended Trot	-----
Canter	—————
Leg Yield	
Lead Change	↙ ↘
Back	← ← ← ← ←
Marker	⊙
Sidepass	← — — — — →
Hand Gallop	—————

[HSE/WT-15]

Pattern Provided by:

V.C. Vaqueros

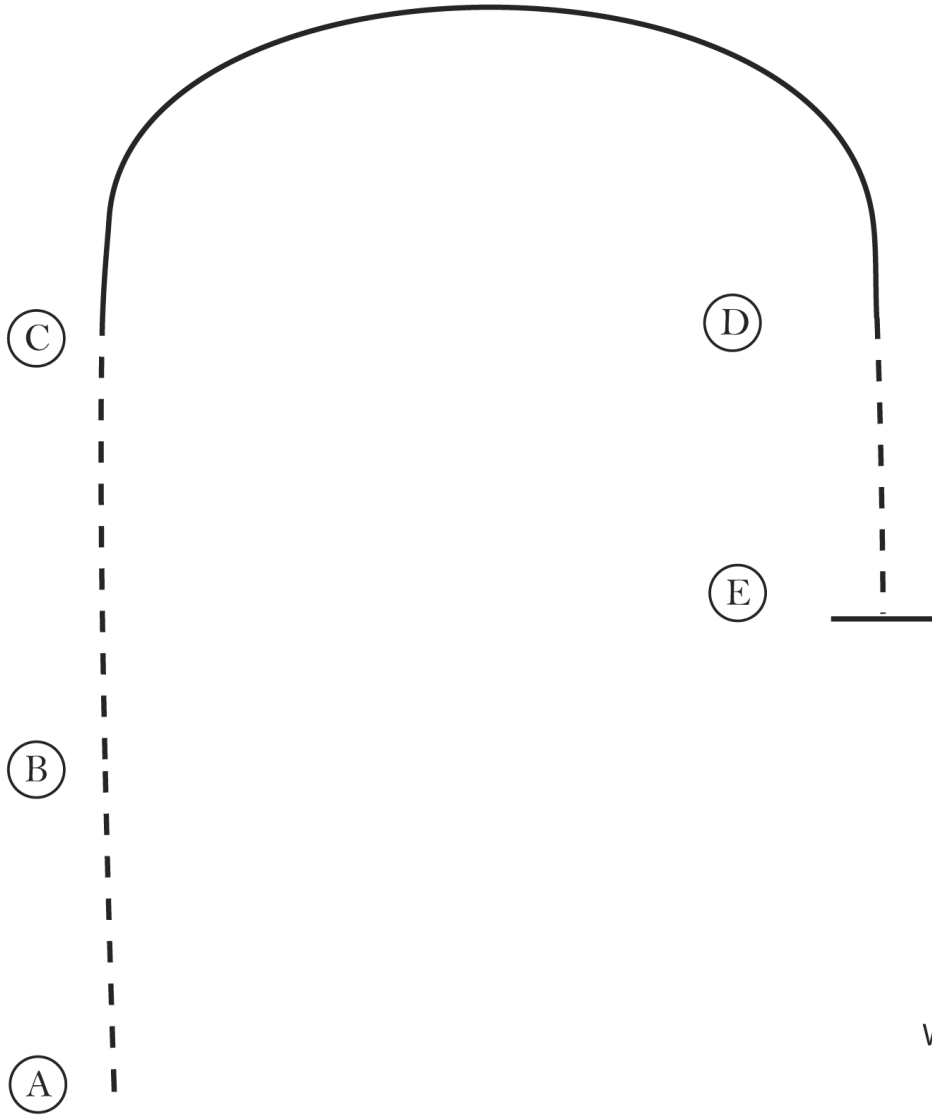
V.C. Vaqueros Open Show Series

All English W/T/C Horsemanship (All Ages)

Show Date: 04-13-2025

w w w . H o r s e S h o w P a t t e r n s . c o m

w w w . H o r s e S h o w P a t t e r n s . c o m



1. Sitting trot A to B
2. At B posting trot to C on the left diagonal
3. At C canter on the right lead around to D
4. At D posting trot to E on the right diagonal
5. Stop at E

Walk
Trot	- - - - -
Extended Trot	- - - - -
Canter	—————
Leg Yield	
Lead Change	↘ ↙
Back	←←←←← ←←←←←
Marker	⊙ (B)
Sidepass	← - - - - ←

[HSE/1-14]

Pattern Provided by:
V.C. Vaqueros

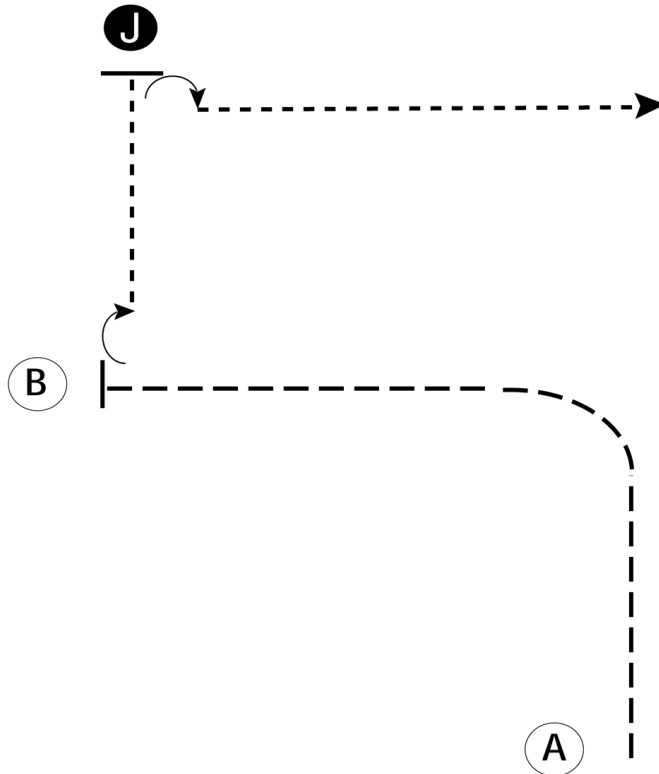
V.C. Vaqueros Open Show Series

Showmanship (All Ages)

Show Date: 04-13-2025

w w w . H o r s e S h o w P a t t e r n s . c o m

w w w . H o r s e S h o w P a t t e r n s . c o m



Be ready at A.

1. Trot from A to B.
2. Stop at B and perform a 90 degree turn.
3. Walk to the judge.
4. Stop and set up for inspection.
5. When dismissed, perform a 90 degree turn.
6. Walk away from judge.
7. Follow the instructions of your ring steward.

Walk	-----
Trot	- - - - -
Back	← ← ← ← ←
Marker	Ⓟ
Judge	Ⓝ

[S/WT-15]

Pattern Provided by:

V.C. Vaqueros

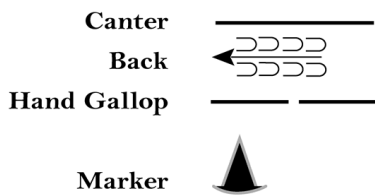
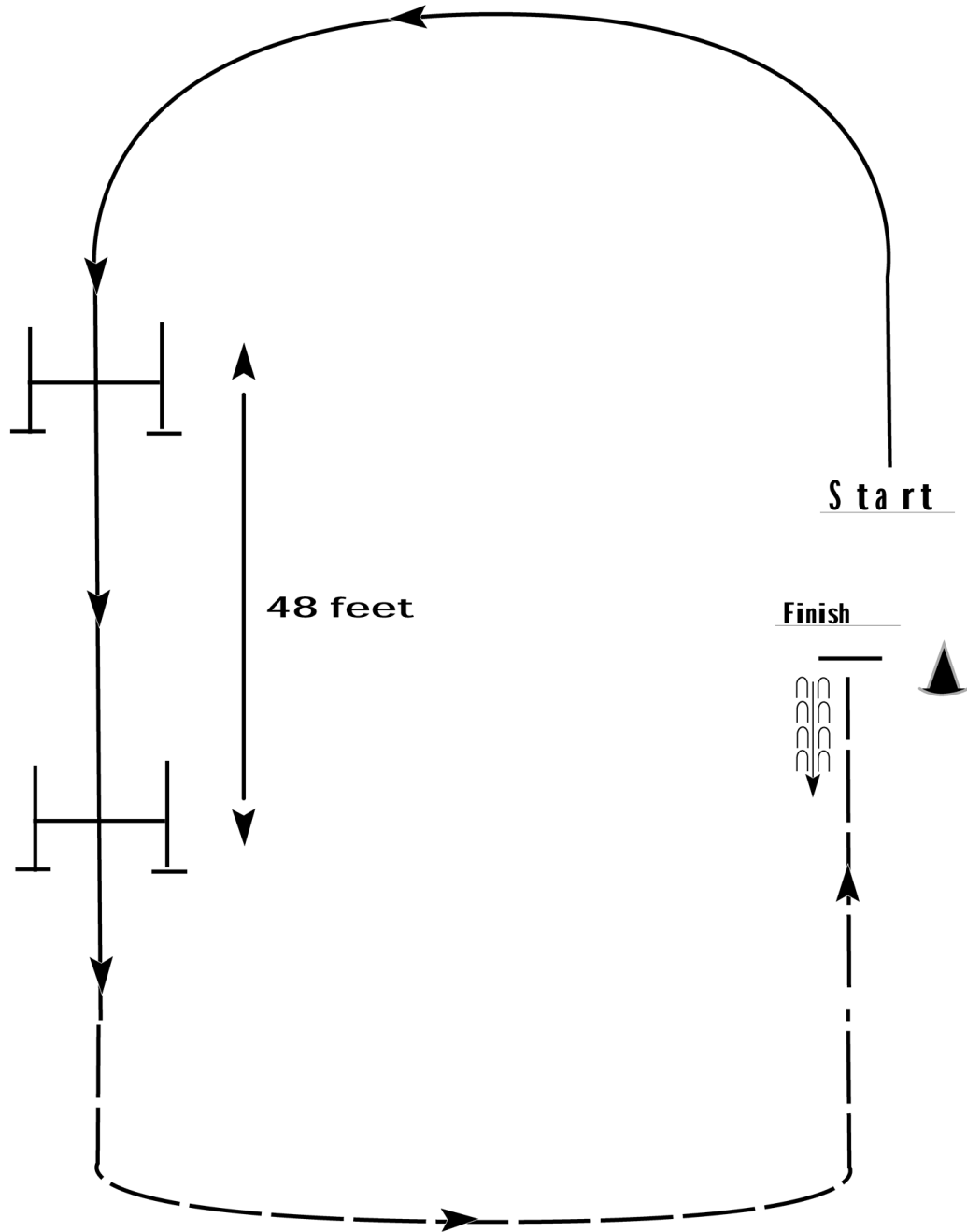
V.C. Vaqueros Open Show Series

Hunter Hack (All Ages)

Show Date: 04-13-2025

www.HorseShowPatterns.com

www.HorseShowPatterns.com



1. Fences are set approximately 48 feet apart.
2. After 2nd fence, hand gallop to marker. Stop and back approximately one horse length.
3. Drop your reins to signify completion.

[HH/48-4]

Pattern Provided by:

V.C. Vaqueros

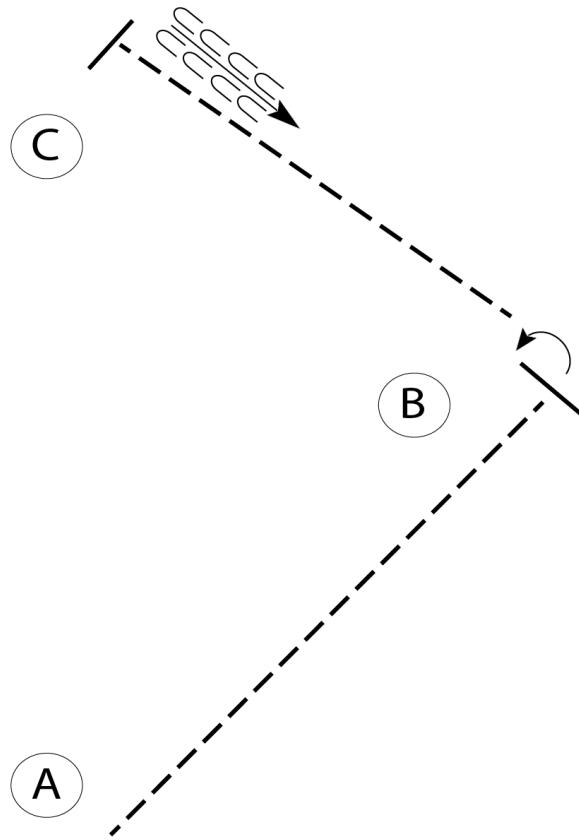
V.C. Vaqueros Open Show Series

All Western W/J Horsemanship (All Ages)

Show Date: 04-13-2025

www.HorseShowPatterns.com

www.HorseShowPatterns.com



Be ready at A.

1. Jog A to B.
2. At B, stop and perform a 90 degree turn to the left.
3. Jog B to C.
4. Stop at C and back 4 steps.

Follow the instructions of your ring steward.

Walk
Jog	-----
Extended Jog	- - - - -
Lope	—————
Lead Change	———/———
Back	←——— ——— ——— ———
Marker	ⓑ

[WH/WT-8]

Pattern Provided by:
V.C. Vaqueros

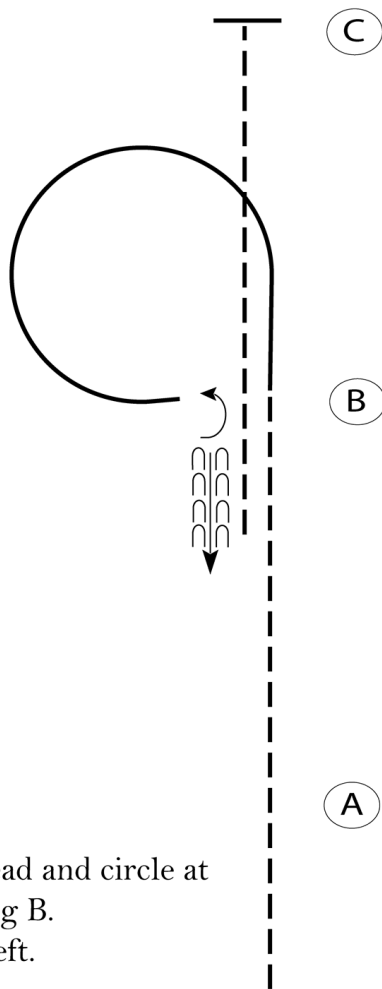
V.C. Vaqueros Open Show Series

All Western W/J/L Horsemanship (All Ages)

Show Date: 04-13-2025

www.HorseShowPatterns.com

www.HorseShowPatterns.com



Begin before A at a jog.

1. Jog from A to B.
2. At B, lope on the left lead and circle at B as shown. Stop facing B.
3. Turn 1/4 turn to the left.
4. Back one horse length.
5. Jog to C. Stop at C.

Follow the instructions of your ring steward.

Walk	-----
Jog	- - - - -
Extended Jog	- - - - -
Lope	—————
Leg Yield	
Lead Change	— / —
Back	← ← ← ← ←
Marker	Ⓟ
Sidepass	← ——— →

[WH/1-17]

Pattern Provided by:
V.C. Vaqueros