

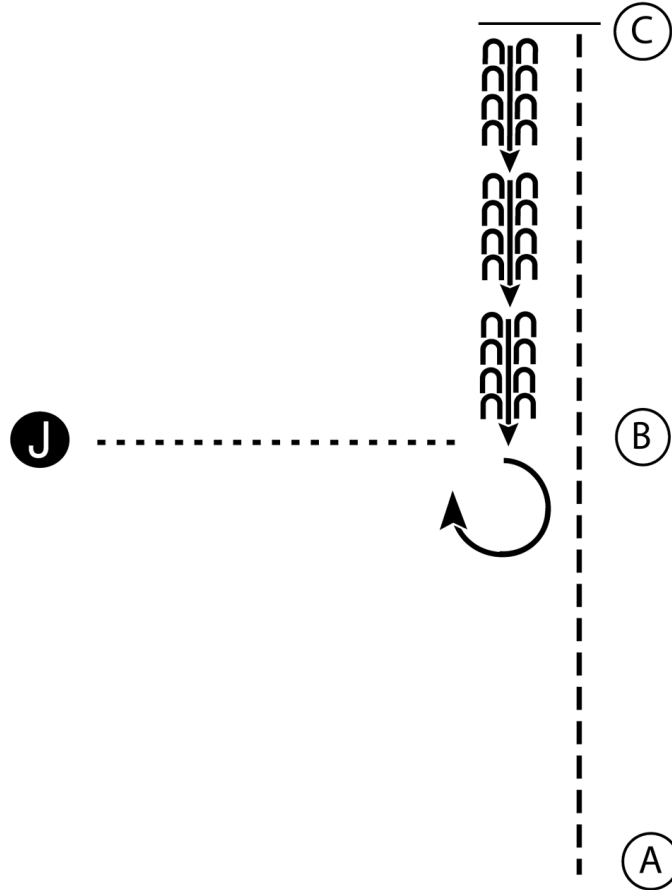
Open Horse Show Series

All Showmanship Classes


Show Date: 03-3-2024

w w w . H o r s e S h o w P a t t e r n s . c o m

w w w . H o r s e S h o w P a t t e r n s . c o m



1. Trot from A to C.
2. Stop at C.
3. Back to B.
4. Perform a 270 degree turn.
5. Walk to the judge and set up for inspection.
6. When dismissed walk to line-up.

Walk
Trot - - - - -
Back ← 
Marker (B)
Judge (J)

[S/1-3]

Pattern Provided by:

V.C. Vaqueros

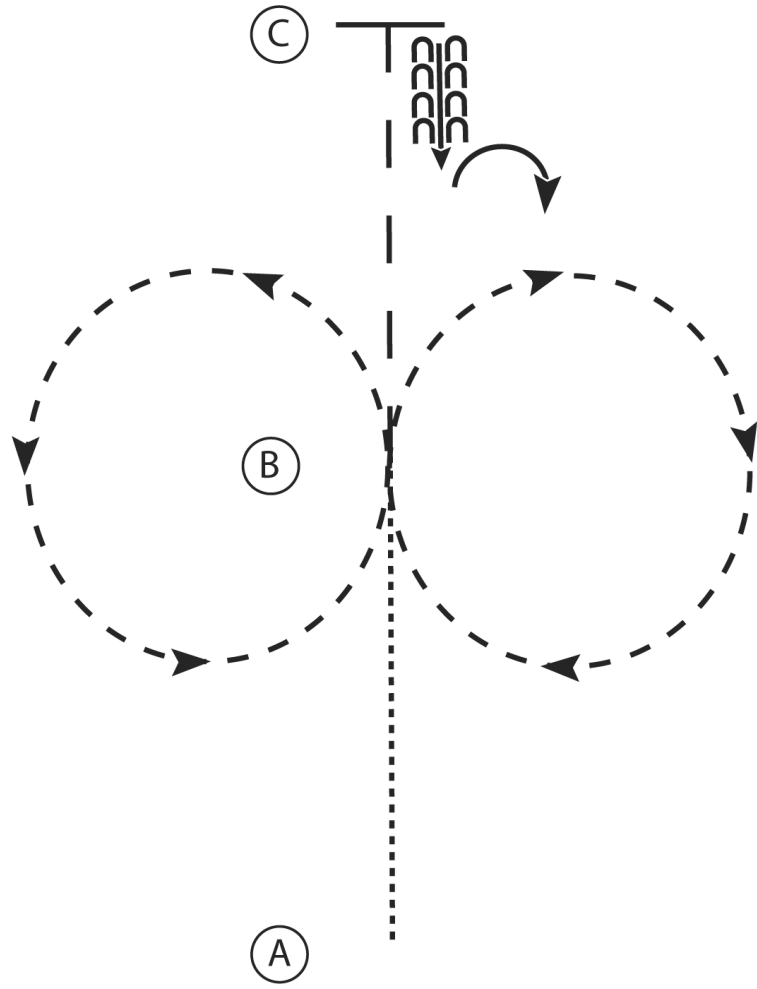
Open Horse Show Series

All English W/T Horsemanship Patterns

Show Date: 3-3-2024

w w w . H o r s e S h o w P a t t e r n s . c o m

w w w . H o r s e S h o w P a t t e r n s . c o m



1. Walk A to B
2. Sitting trot circle to the right
3. Posting trot circle to the left
4. At B extend the trot to C
5. Stop at C and back 4 steps
6. Perform a 90 degree turn to the right

Walk
Trot	- - - - -
Extended Trot	- - - - -
Canter	—————
Leg Yield	
Lead Change	— / —
Back	←←←←←
Marker	(B)
Sidepass	← - - - - →

[HSE/WT-1]

Pattern Provided by:
V.C. Vaqueros

Open Horse Show Series

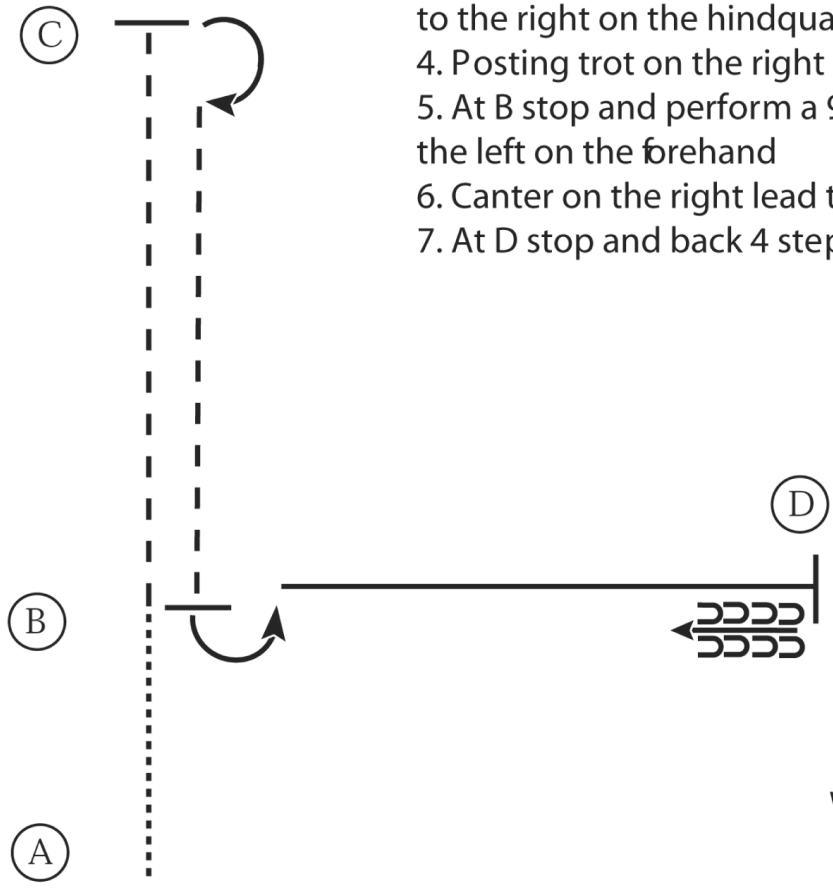
All English W/T/C Horsemanship

Show Date: 03-3-2024

w w w . H o r s e S h o w P a t t e r n s . c o m

w w w . H o r s e S h o w P a t t e r n s . c o m

1. Walk A to B
2. At B posting trot on the left diagonal to C
3. At C stop and perform a 180 degree turn to the right on the hindquarters
4. Posting trot on the right diagonal to B
5. At B stop and perform a 90 degree turn to the left on the forehand
6. Canter on the right lead to D
7. At D stop and back 4 steps



Walk
Trot	-----
Extended Trot	-----
Canter	—————
Leg Yield	
Lead Change	↘
Back	←←← ←←←
Marker	(B)
Sidepass	←- - - - ->

[HSE/1-3]

Pattern Provided by:
V.C. Vaqueros

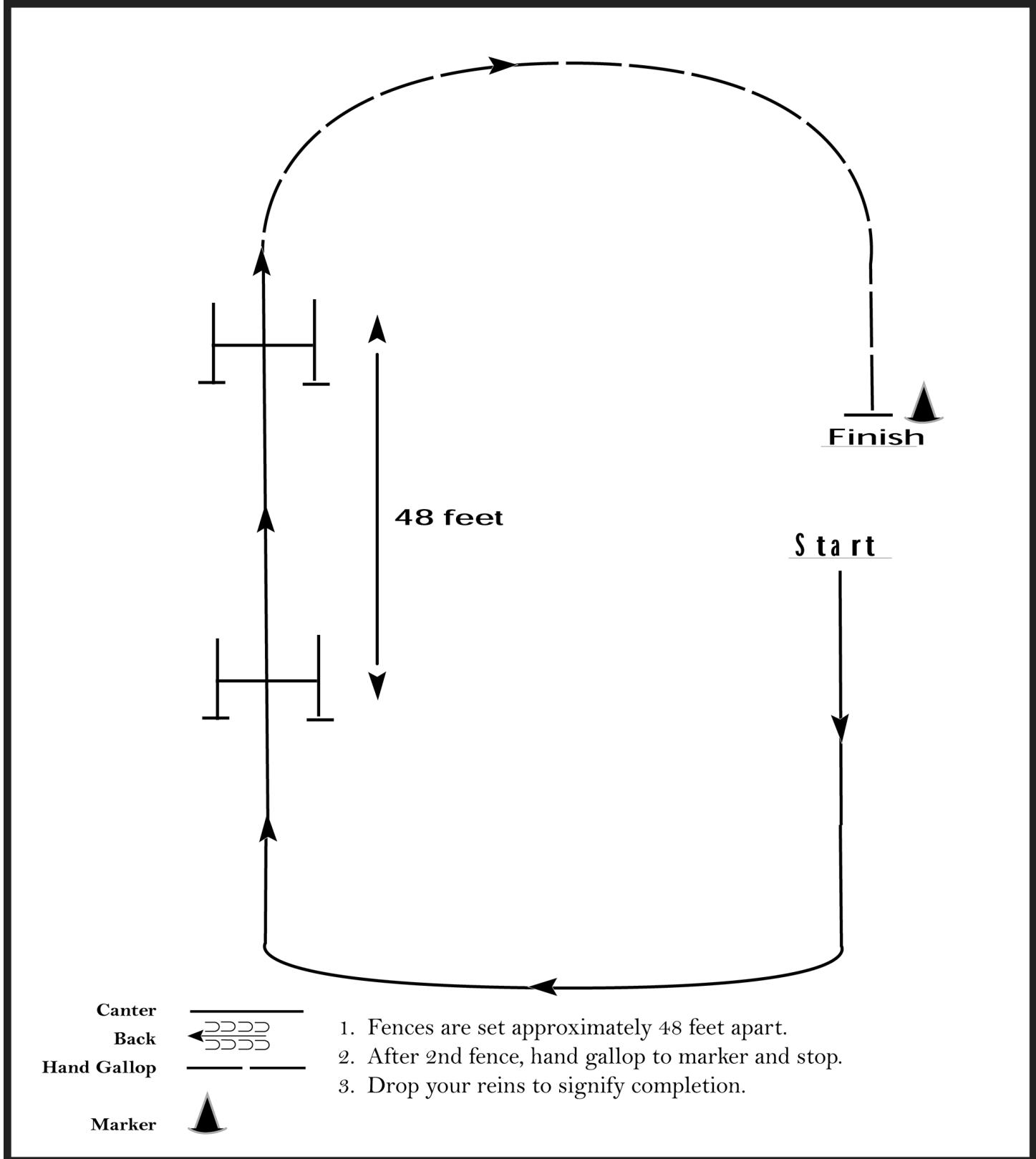
Open Horse Show Series

Hunter Hack

Show Date: 03-3-2024

www.HorseShowPatterns.com

www.HorseShowPatterns.com



[HH/48-1]

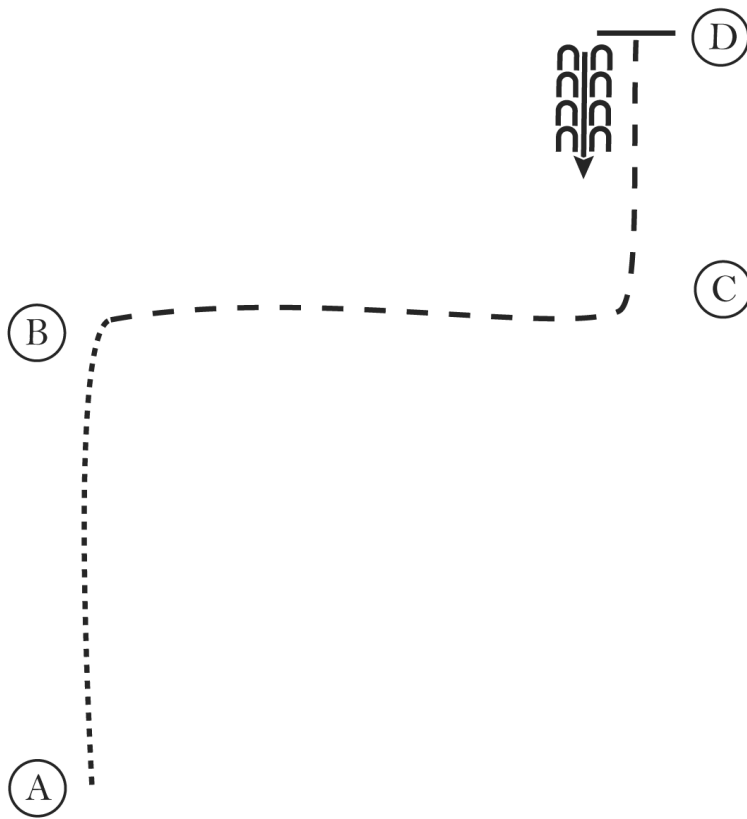
Pattern Provided by:
V.C. Vaqueros

Open Horse Show Series

All Western W/J Horsemanship

Show Date: 03-3-2024

1. Walk A to B
2. At B jog to D
3. At D stop and back 4 steps.



Walk
Jog	-----
Extended Jog	-----
Lope	—————
Leg Yield	
Lead Change	—/—
Back	←CCCC
Marker	⊙ B
Sidepass	←-----→

[WH/WT-2]

Pattern Provided by:

V.C. Vaqueros

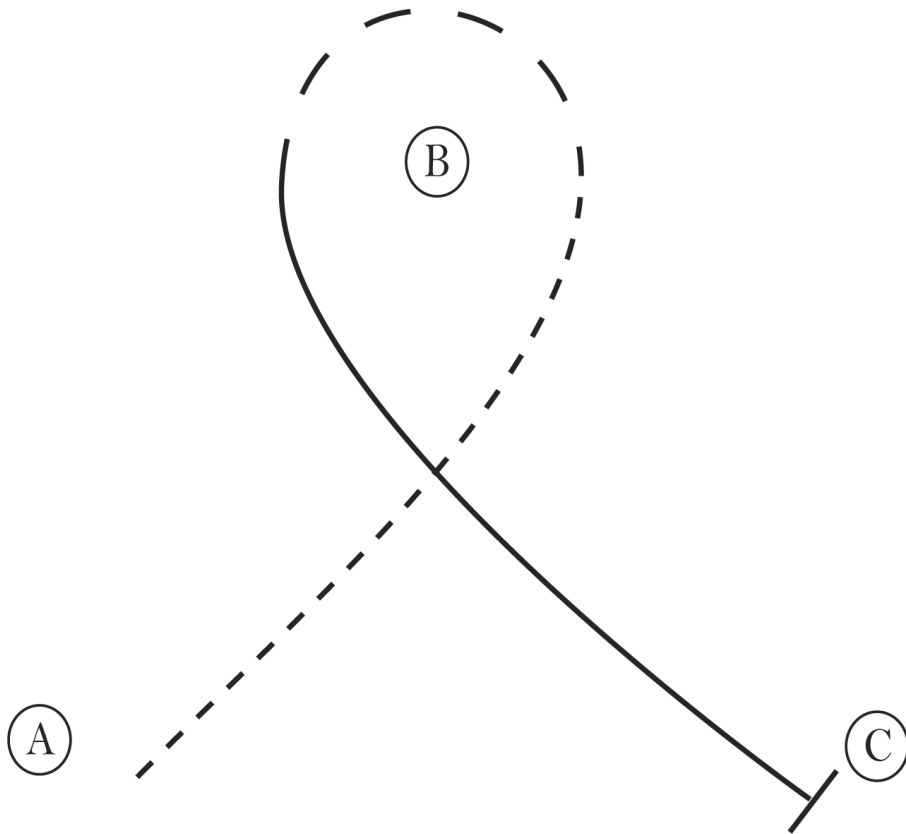
w w w . H o r s e S h o w P a t t e r n s . c o m

w w w . H o r s e S h o w P a t t e r n s . c o m

Open Horse Show Series

All Western W/J/L Horsemanship

Show Date: 03-3-2024



1. Jog A to B
2. At B extend the jog
3. Extended jog around B
4. At B lope on the right lead to C
5. Stop at C

Walk
Jog	-----
Extended Jog	-----
Lope	—————
Leg Yield	
Lead Change	↘
Back	←←←←←
Marker	(B)
Sidepass	←-----←

[WH/1-3]

Pattern Provided by:

V.C. Vaqueros

w w w . H o r s e S h o w P a t t e r n s . c o m

w w w . H o r s e S h o w P a t t e r n s . c o m