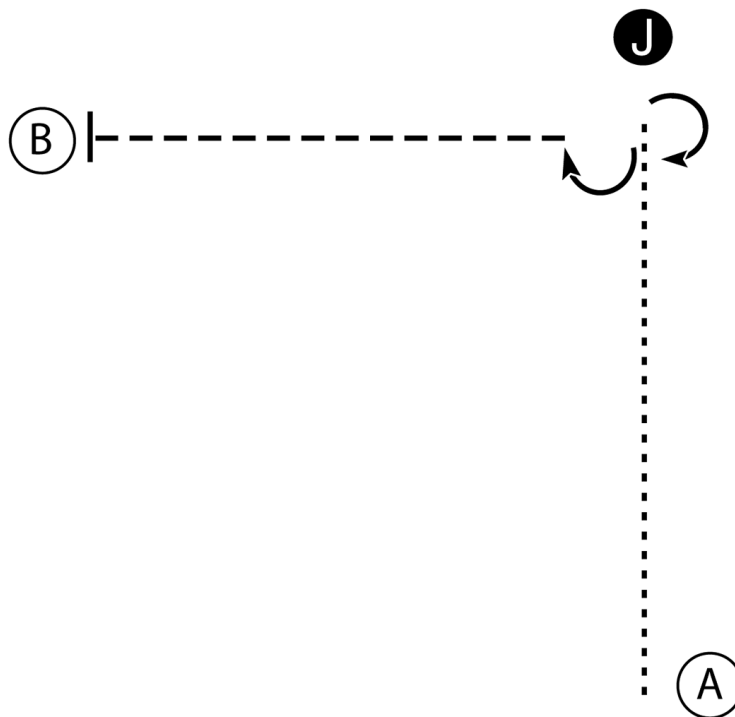


# V.C. Vaqueros Open Show Series

## All Showmanship Patterns

Show Date: 02-02-2025



1. Walk from A to the Judge.
2. Perform a 180 degree turn and set up for inspection.
3. When dismissed perform a 90 degree turn.
4. Trot straight to B.
5. Stop at B.

Walk .....|

Trot - - - - -|

Back ←

Marker (B)

Judge (J)

[S/1-6]

Pattern Provided by:

V.C. Vaqueros

w w w . H o r s e S h o w P a t t e r n s . c o m

w w w . H o r s e S h o w P a t t e r n s . c o m

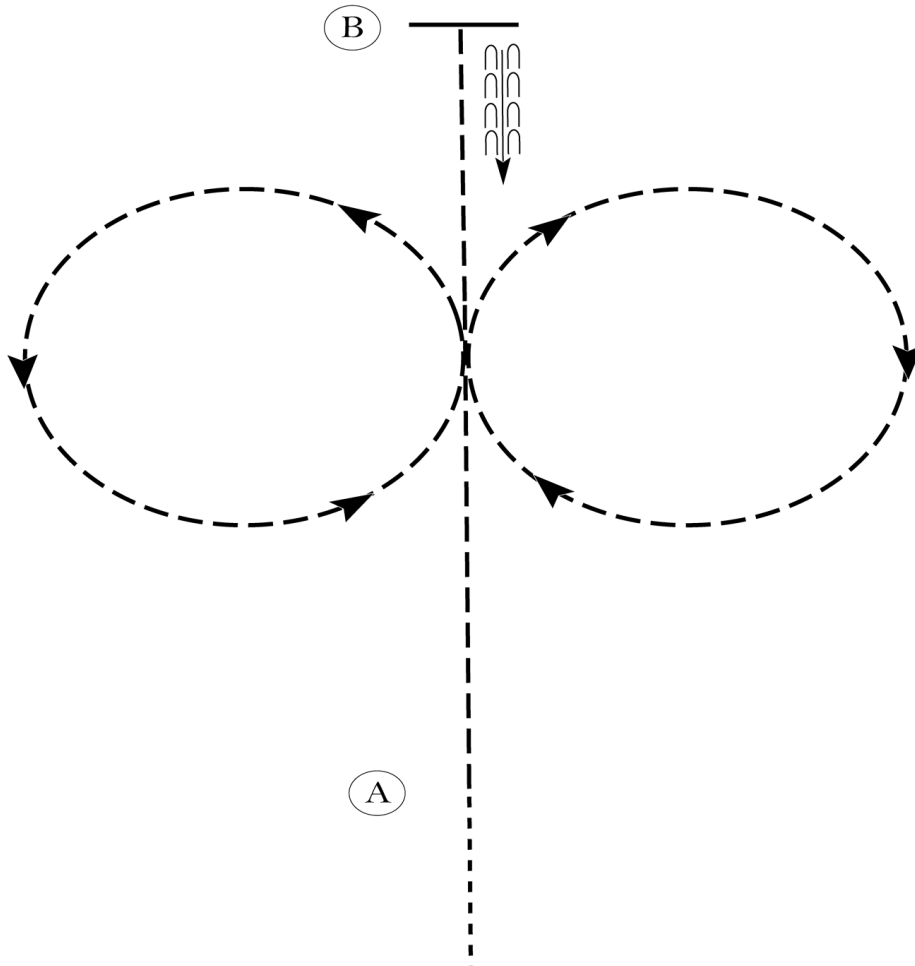
# V.C. Vaqueros Open Show Series

## English Walk Trot Horsemanship Patterns (All Ages)

Show Date: 02-02-2025

w w w . H o r s e S h o w P a t t e r n s . c o m

w w w . H o r s e S h o w P a t t e r n s . c o m



1. Walk to A.
2. At A sitting trot towards B.
3. When halfway to B posting trot circle to the right followed by a posting trot circle to the left.
4. Continue the posting trot to B.
5. At B stop and back approximately one horse length.

Walk	-----
Trot	- - - - -
Extended Trot	— — — — —
Canter	—————
Leg Yield	
Lead Change	— / —
Back	← ← ← ← ←
Marker	Ⓚ
Sidepass	← — — — — ←
Hand Gallop	— — — — —

[HSE/WT-4]

Pattern Provided by:

V.C. Vaqueros

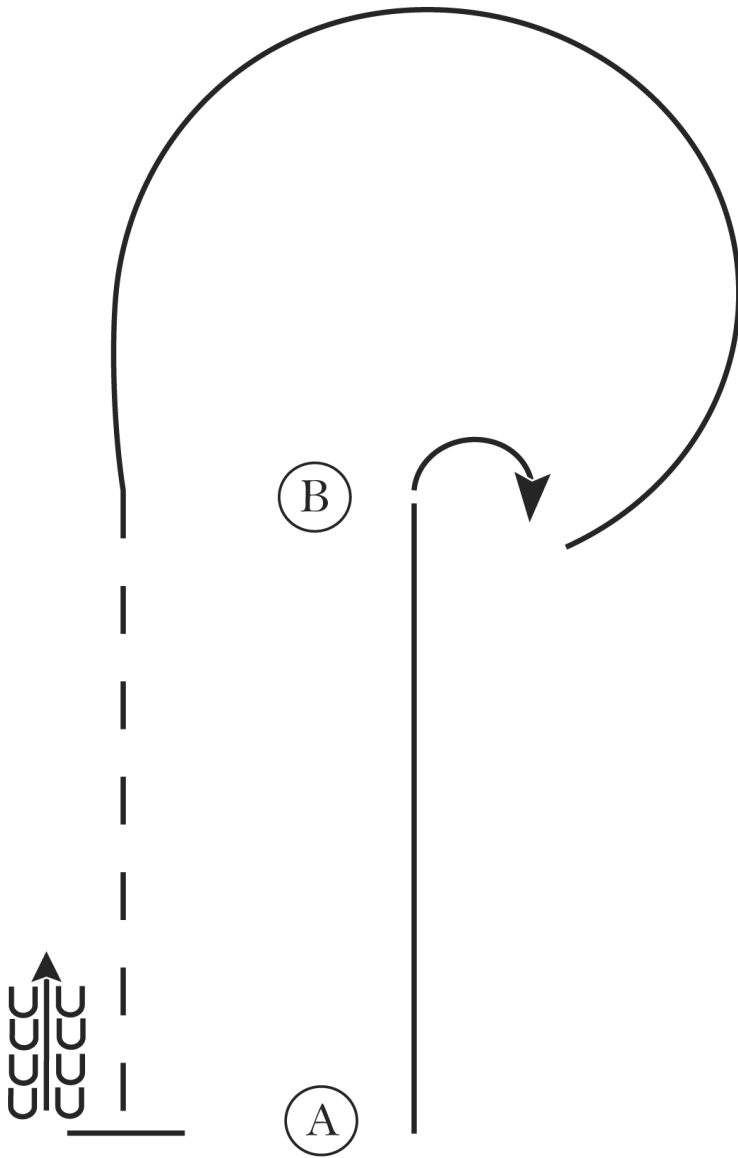
# V.C. Vaqueros Open Show Series

## Western Horsemanship Pattern (All Ages)

Show Date: 02-02-2025

W W W . H o r s e S h o w P a t t e r n s . c o m

W W W . H o r s e S h o w P a t t e r n s . c o m



1. Lope on the right lead A to B.
2. At B perform a 90 degree turn to the right.
3. Lope a circle to B on the left lead.
4. At B extend the jog to A.
5. At A stop and Back 4 steps.

Walk	.....
Jog	-----
Extended Jog	-----
Lope	—————
Leg Yield	
Lead Change	↘
Back	←←←←← ←←←←←
Marker	Ⓚ
Sidepass	←←←←←

[WH/2-7]

**Pattern Provided by:**  
**V.C. Vaqueros**

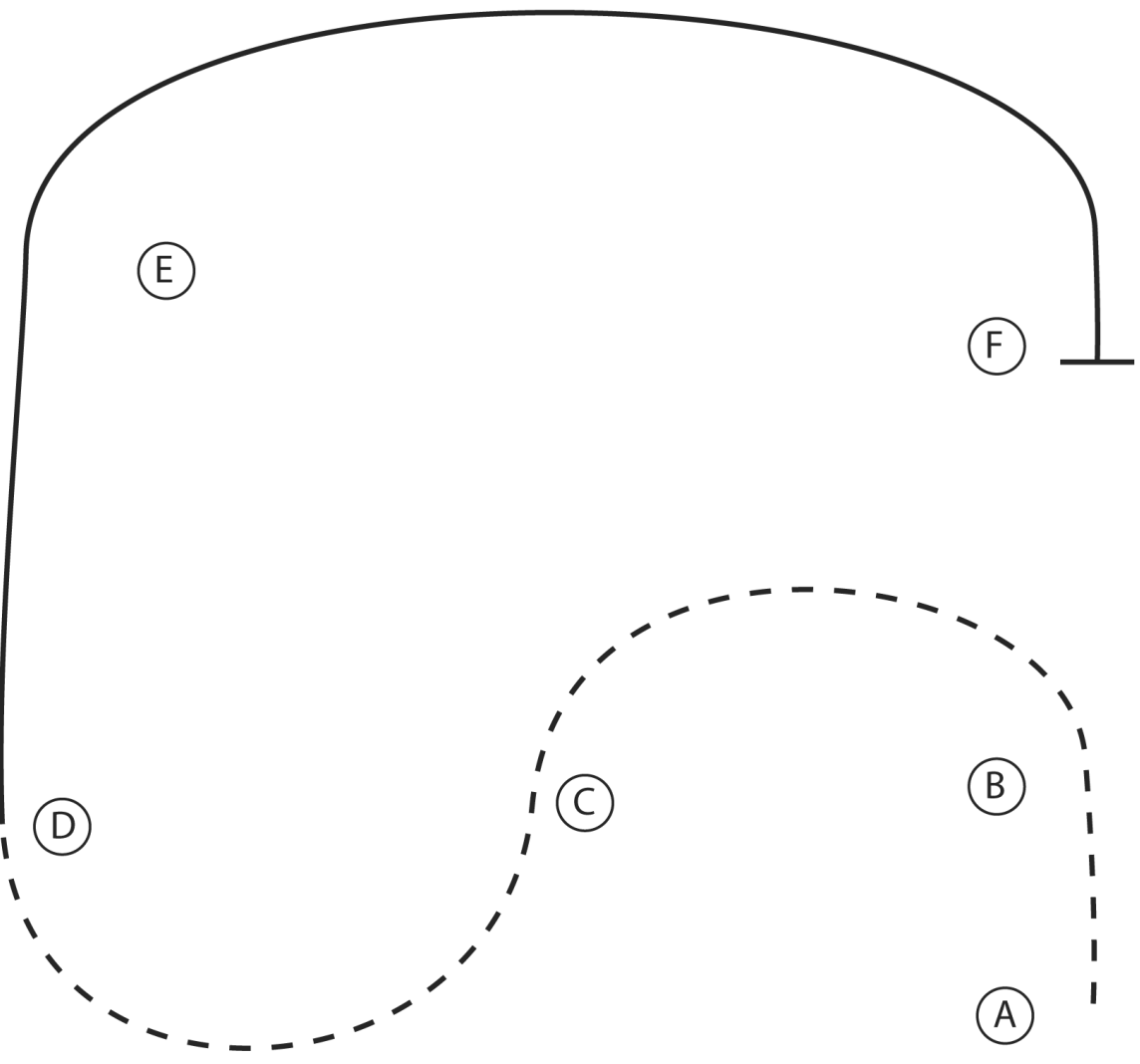
# V.C. Vaqueros Open Show Series

## English Horsemanship Pattern (All Ages)

Show Date: 02-02-2025

www.HorseShowPatterns.com

www.HorseShowPatterns.com



1. Sitting trot A to B
2. At B posting trot in a half circle to C and a half circle to D performing proper changes of diagonal
3. At D canter on the left lead to E
4. At E continue in a counter canter to F
5. Stop at F

- Walk
- Trot
- Extended Trot
- Canter
- Leg Yield
- Lead Change
- Back
- Marker
- Sidepass

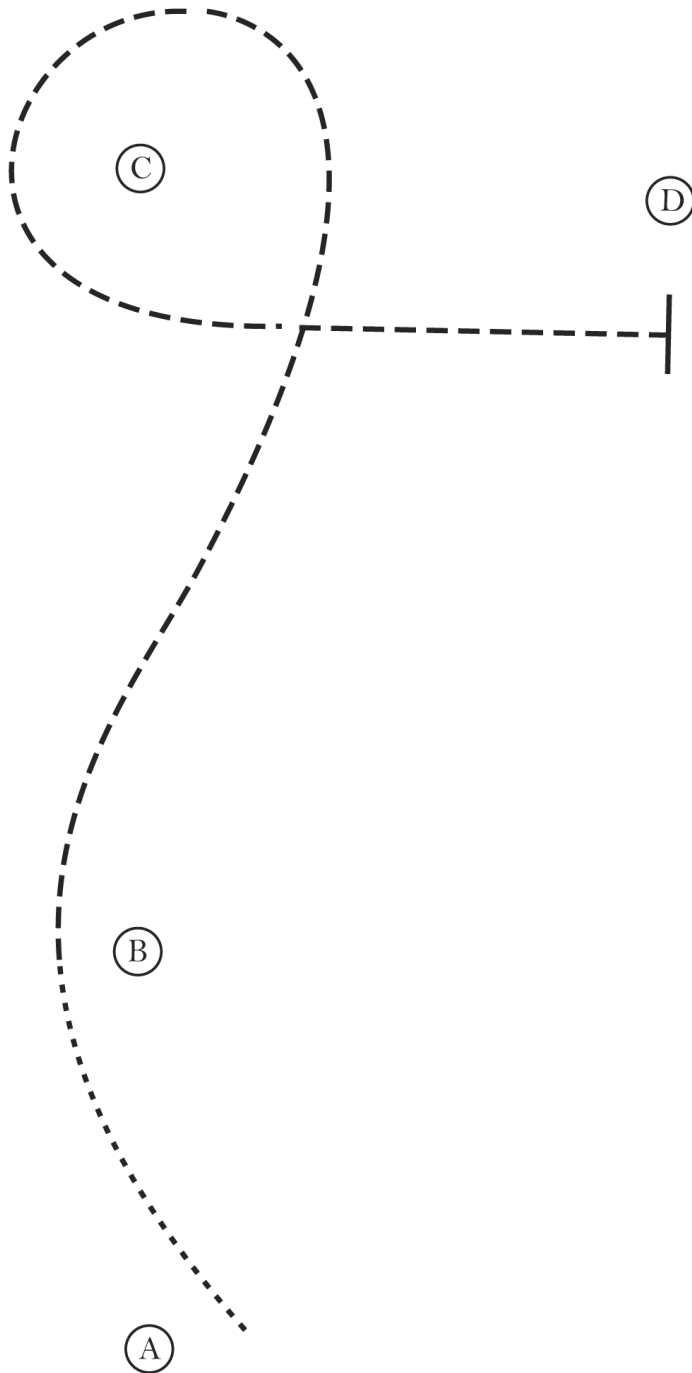
[HSE/2-5]

**Pattern Provided by:**  
**V.C. Vaqueros**

# V.C. Vaqueros Open Show Series

## Western Walk Jog Horsemanship Pattern (All Ages)

Show Date: 02-02-2025



1. Walk A to B.
2. Jog B to C.
3. Jog around C.
4. Jog to D, Stop.

Walk	.....
Jog	-----
Extended Jog	-----
Lope	—————
Leg Yield	
Lead Change	↘
Back	←←←←←
Marker	(B)
Sidepass	←←←←←

[WH/WT-3]

Pattern Provided by:

V.C. Vaqueros

www.HorseShowPatterns.com

www.HorseShowPatterns.com